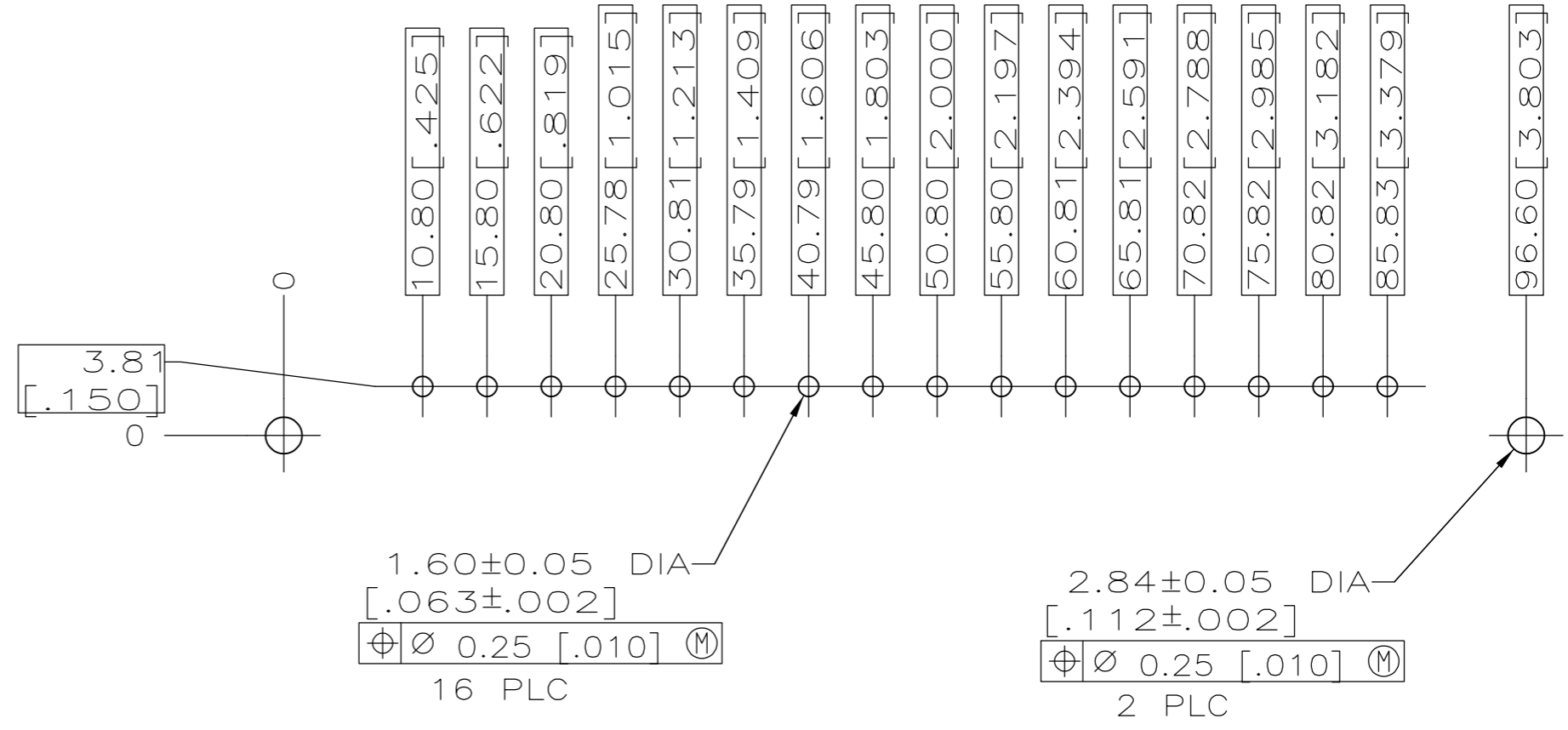

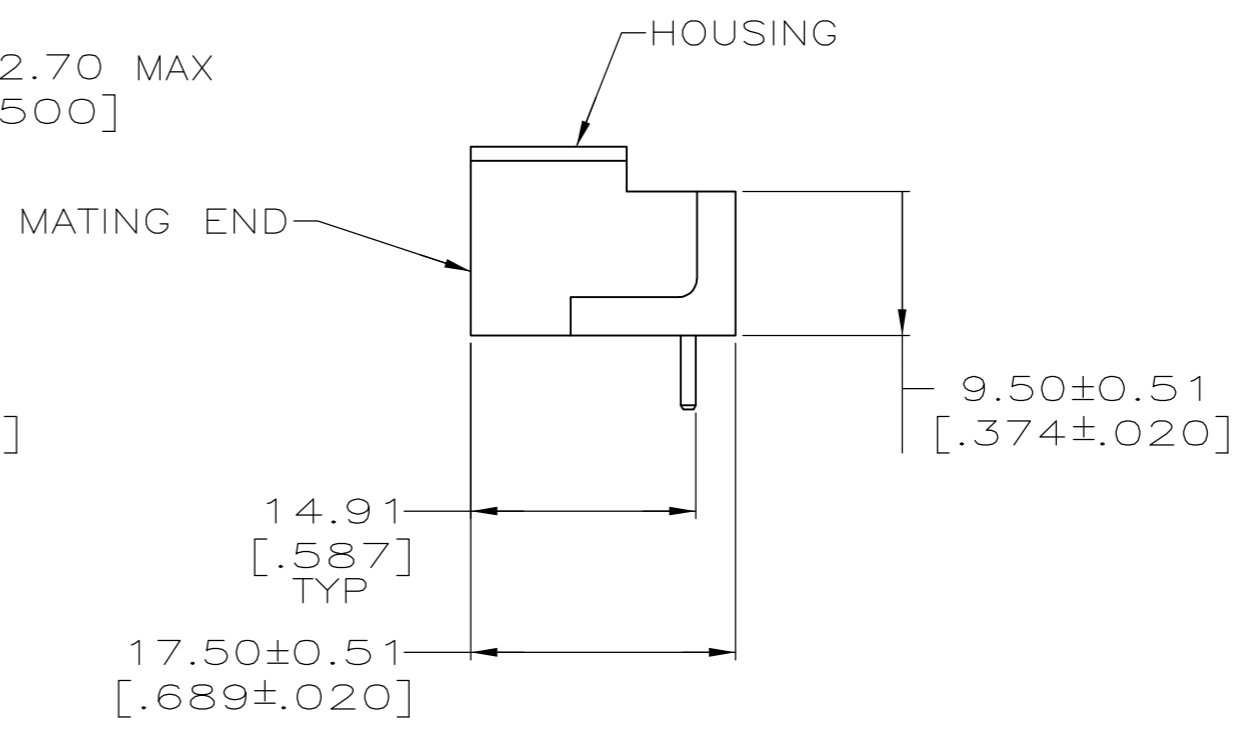
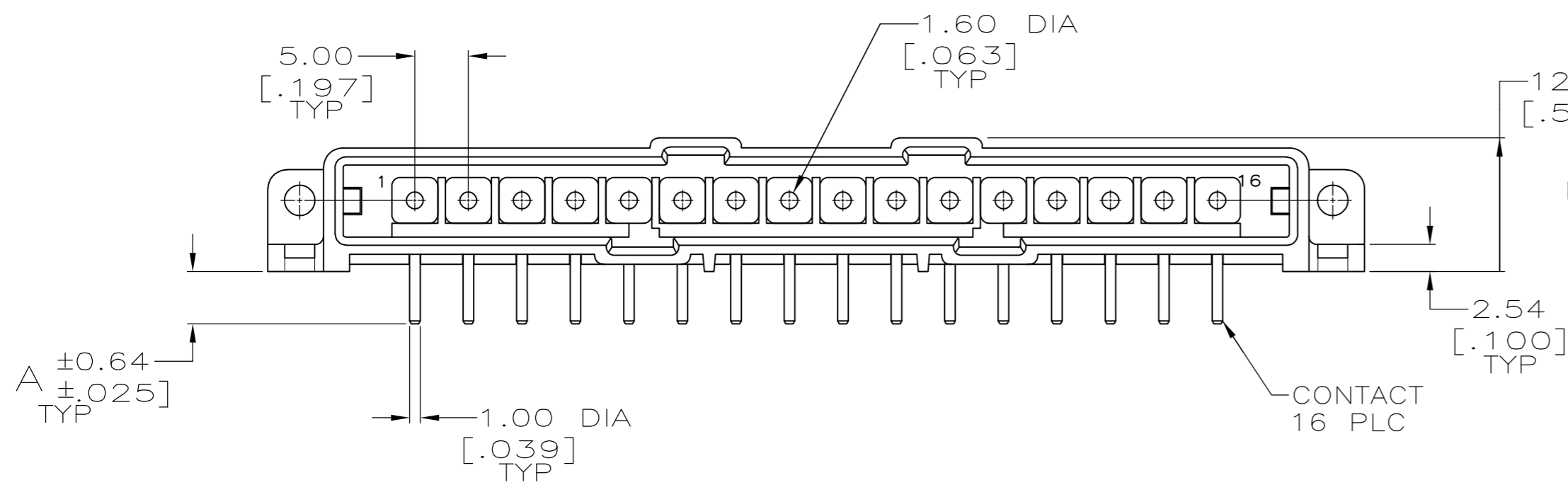


THIS DRAWING IS UNPUBLISHED. RELEASED FOR PUBLICATION
 © COPYRIGHT BY TYCO ELECTRONICS CORPORATION. ALL INTERNATIONAL RIGHTS RESERVED.

LOC		DIST		REVISIONS					
BD		37		P	LTR	DESCRIPTION	DATE	DWN	APVD
				M1		REVISE PER ECO-08-029974	03DEC08	HMR	GS



RECOMMENDED PC BOARD LAYOUT



- 1 NYLON, RED, VYDYNE M-345 FR.
- 2 BRASS PER ASTM B36.
- 3 3.81µm [.000150] MIN TIN-LEAD OVER 2.54µm [.000100] MIN COPPER OR 1.27µm [.000050] MIN NICKEL.
- 4 0.76µm [.000030] MIN GOLD FOR A LENGTH OF 5.08 [.200] MIN FROM MATING END, 3.81µm [.000150] MIN TIN-LEAD FOR A LENGTH OF 13.08 [.515] MIN FROM OPPOSITE END, BOTH OVER 1.27µm [.000050] MIN NICKEL.
- 5 0.76µm [.000030] MIN GOLD FOR A LENGTH OF 5.08 [.200] MIN FROM MATING END, 3.81µm [.000150] MIN TIN FOR A LENGTH OF 13.08 [.515] MIN FROM OPPOSITE END, BOTH OVER 1.27µm [.000050] MIN NICKEL.
- 6 .000150 MIN LEAD FREE TIN OVER .000100 MIN COPPER, OR .000050 MIN NICKEL.
- 7 PRELIMINARY PART NUMBER

OBSOLETE	7	.137	5	207544-9
		.192	6	207544-8
		.192	5	207544-7
		.192	4	207544-6
		.192	3	207544-5
	A	FINISH	3	207544-1

THIS DRAWING IS A CONTROLLED DOCUMENT.		DWN	L.SIPE	07/01/92	Tyco Electronics Corporation Harrisburg, PA 17105-3608			
DIMENSIONS: INCHES		CHK	R.STONE	7-8-92				
TOLERANCES UNLESS OTHERWISE SPECIFIED:		APVD	A.TRAVIS	7-8-92				
0 PLC ± - 1 PLC ± - 2 PLC ± 0.25 [.010] 3 PLC ± - 4 PLC ± - ANGLES ± -		PRODUCT SPEC	-					
MATERIAL	HOUSING: 1	FINISH	CONTACTS: SEE TBL		NAME	PIN HEADER ASSEMBLY, 16 POSN, IN-LINE, RIGHT ANGLE, SMALL METRIC CONNECTOR, METRIMATE		
CUSTOMER DRAWING		WEIGHT	-		SIZE	A2	CAGE CODE	00779
SCALE		2:1		SHEET	1 of 1		REV	M1